

Corporate Profile

Senior is an international engineering group with annual sales of around £400m and with operations in 12 countries.

Senior designs, manufactures and markets high technology components and systems for the principal original equipment producers in the worldwide aerospace, automotive and specialised industrial markets.

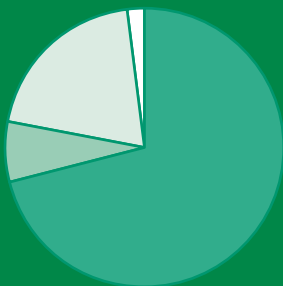
Senior's policy is to enhance shareholder value by improving operating performance and customer service levels and by developing its market positions in the aerospace and automotive industries.



Aerospace

- 41% of Group turnover
- 10 operations
- Engine structures and mountings, Fluid control systems, Metallic high-pressure ducting, Composite low-pressure ducting

Geographical Turnover*



£164.6 million

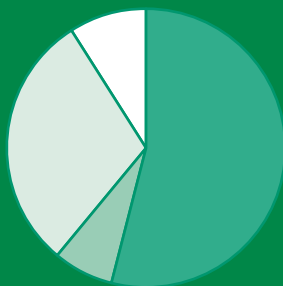
- 71% North America
- 7% UK
- 20% Rest of Europe
- 2% Rest of World



Automotive

- 37% of Group turnover
- 8 operations
- Flexible exhaust connectors, Engine emission pipework, Diesel fuel systems, Air conditioning/turbo charger pipework

Geographical Turnover*



£148.4 million

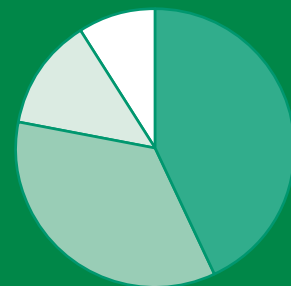
- 54% North America
- 7% UK
- 30% Rest of Europe
- 9% Rest of World



Specialised Industrial

- 22% of Group turnover
- 8 operations
- Metallic and fabric expansion joints, Flexible metallic hoses, Composite hoses, Ventilation ducting

Geographical Turnover*



£86.1 million

- 43% North America
- 35% UK
- 13% Rest of Europe
- 9% Rest of World

Financial Highlights

Despite difficult trading conditions, the Group delivered a resilient performance during 2002 and again substantially reduced debt.

We expect 2003 to be another challenging year with manufacturing recession and political uncertainty continuing.

Nevertheless, Senior is operationally in much better condition to deal with this period of uncertainty and the lower debt level allows the Group to look forward to the future with renewed confidence.

| Year ended 31 December | 2002 | 2001 |
|--|----------------|---------|
| Turnover from continuing operations | £398.7m | £444.3m |
| Operating profit from continuing operations | | |
| – before exceptional items and goodwill amortisation | £24.7m | £34.0m |
| – after exceptional items and goodwill amortisation | £17.6m | £21.0m |
| Profit before taxation | £7.0m | £9.5m |
| Free cash flow | £25.2m | £28.6m |
| Net borrowings | £87.4m | £122.7m |
| Underlying earnings per share | 4.47p | 5.51p |
| Dividend per share | 2.00p | 2.00p |

Contents

| | | | |
|--|----|---|----|
| Financial Highlights | 1 | Independent Auditors' Report to the Members of Senior plc | 21 |
| Chairman's Statement | 2 | Group Profit and Loss Account | 22 |
| Chief Executive's Review | 4 | Balance Sheets | 23 |
| Finance Director's Review | 8 | Group Statement of Total Recognised Gains and Losses | 23 |
| Board of Directors | 10 | Group Cash Flow Statement | 24 |
| Officers and Advisers | 10 | Notes to the Accounts | 25 |
| Report of the Directors | 11 | Five Year Summary | 46 |
| – Remuneration | 13 | Principal Group Undertakings | 47 |
| – Ethical, Social, Health, Safety and Environmental Policy | 17 | Additional Shareholder Information | 48 |
| – Corporate Governance | 19 | 2003 Financial Calendar | 48 |